

R2000 Windfighter



R2000WF-6  
U.S. & METRIC



**R5**  
9 - 29 GPH  
34 - 110 LPH



**R10**  
.3 - 1.1 GPM  
61 - 242 LPH



**R10 TURBO**  
.6 - 2.1 GPM  
140 - 469 LPH



**R2000**  
.7 - 3.5 GPM  
150 - 792 LPH



**R2000WF**  
1.1 - 5.7 GPM  
254 - 1295 LPH

The R2000WF is part of the Nelson Rotator® family of sprinklers.

 **NELSON IRRIGATION CORPORATION**





No other

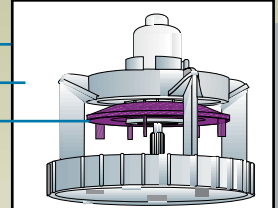


agricultural sprinkler matches the uniformity



- High Uniformity
- Proven Reliability
- Long Throw Distance
- Low Cost, Less Maintenance
- Low Application Rate
- No Riser Vibration
- No Splash Down

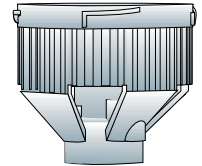
Motor (Brake)  
Cap Assembly  
Diffuser



WF Series Plate



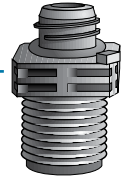
WF Body



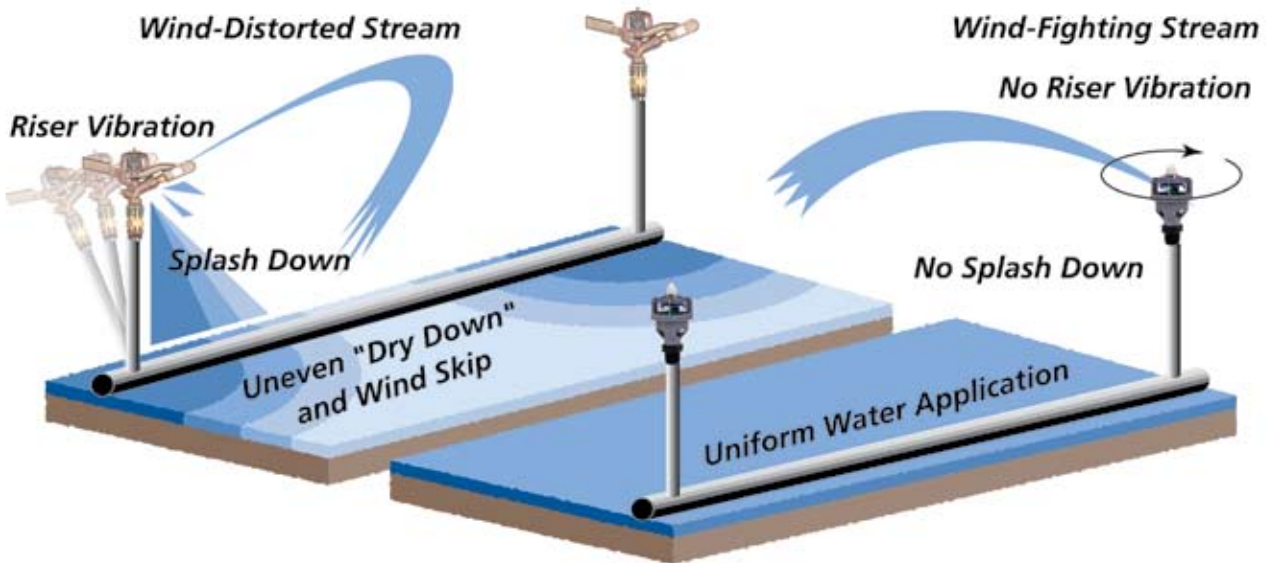
2TN Nozzle  
(color coded)



Quick Change Adapter  
3/8", 1/2", or 3/4" MNPT



The drive arm of an impact sprinkler directs a harsh "splash down" that seals the soil and causes crop damage directly around the sprinkler, while barren "wind skip" areas develop where the distorted stream doesn't reach the crop.



The R2000WF Rotator® consistently delivers higher uniformity than impact sprinklers. It forms a tight wind-penetrating stream that is systematically broken up by a diffuser, filling in the water pattern. Its sweeping action gently distributes water droplets to the ground preventing soil compaction.

y, dependability and durability of the R2000 Windfighter.

## HIGH UNIFORMITY IN THE FIELD



**Solid Set.** Aluminum pipe, PVC, or Polyethylene.



**Permanent Set.**

Overhead irrigation for cooling.



**Portable Systems.** The R2000WF in combination with the Mini Regulator Drain Check provides the ideal germination sprinkler for PVC or polyethylene systems. Superb uniformity is achieved with low application rates while drain-down problems are virtually eliminated.



**Wheel Line.**

**Nelson Cap Removal Tool**

(#10689) The Cap Removal Tool makes gripping and removing the cap a snap.



**A tool that increases profits.**

The R2000WF has lower maintenance costs than other sprinklers because it's easy to repair, easy to clean, and proven reliable.

Higher uniformity delivers higher quality and yields, which in turn means higher profits ... bottom line.



**Threaded Cap (Shut Off) for Acme Adapters** (#10615)



**Road Guard** (#9879)

The R2000WF Rotator can be converted into a part-circle sprinkler.

# Plate/Nozzle Options and Flow Performance in GPM and LPH

Plate Options*	Recommended Nozzles	PSI						BAR				
		40	45	50	55	60	65	2.75	3.0	3.5	4.0	4.5
<b>Purple WF12</b> Radius: 35-39' (10.7-11.9 m)	#10 Blue** 	1.12	1.19	1.25	1.31	1.37	1.44	254	266	286	306	328
	#11 Orange 	1.36	1.45	1.53	1.61	1.68	1.76	308	323	350	375	401
	#12 Purple 	1.61	1.70	1.80	1.89	1.98	2.06	365	380	412	442	469
<b>Green WF14</b> Radius: 38-40' (11.6-12.2 m)	#13 Yellow (13/128) 	1.90	2.02	2.13	2.23	2.34	2.45	431	451	487	521	558
	#14 Green (7/64) 	2.15	2.28	2.40	2.53	2.64	2.75	487	509	550	590	626
<b>Red WF16</b> Radius: 39-41' (11.9-12.5 m)	#15 Tan (15/128) 	2.53	2.67	2.82	2.97	3.11	3.24	574	597	647	695	737
	#16 Red (1/8) 	2.89	3.07	3.23	3.40	3.54	3.68	655	685	739	792	837
<b>Gold WF18</b> Radius: 41-42' (12.5-12.8 m)	#18 Gold (9/64) 	3.68	3.89	4.11	4.30	4.48	4.66	834	869	940	1001	1060
<b>Dark Brown WF20</b> Radius: 42-45' (12.8 - 13.7 m)	#20 Dark Brown*** 	4.48	4.76	5.00	5.25	5.47	5.69	1016	1062	1144	1222	1295

**FOR APPLICATIONS BETWEEN 25 AND 40 PSI (1.7 AND 2.8 BAR) PLEASE REFER TO THE R2000LP LITERATURE.** \*All plate options are high angle. The performance data in this section has been recorded under ideal test conditions and may be adversely affected by poor hydraulic entrance conditions, slope, riser tilt, temperature, wind or other factors. Always be sure to use the nozzle size that is recommended for the plate. Always operate within the recommended pressure range. Only the nozzle and plate combinations grouped together in the above charts are recommended. **\*\*Always use a purple motor (brake) in combination with a #10 nozzle. \*\*\*Always use a gold motor (brake) and brown plate in combination with a #20 nozzle.**

Male Acme Outlet



1/2" (1.25cm) FNPT or Female Acme Inlet for direct connection to PVC or threaded adapters

**Mini Regulator (MR)** — For systems in which pressure ranges are excessive, the Nelson Mini Regulator provides uniform flow and distribution at each R2000WF through pressure regulation. Choose from 40, 45, or 50 PSI (2.8, 3.1 or 3.4 BAR) nominal pressures.

**Mini Regulator Drain Check (MRDC)** — To eliminate sprinkler drizzle during shut down and start up and for pressure regulation use the Nelson Mini Regulator Drain Check. It is available in the same nominal pressures as the Mini Regulator.

**Mini Drain Check (MDC)** — The MDC is a check valve only that opens 2-5 PSI (.14-.35 BAR) below the nominal pressure rating. Available in 20 and 35 PSI (1.4-2.4 BAR) options. Ideal when a check feature only is needed or when it is necessary to operate the R2000WF at different pressures that best suit environmental conditions.

**WARRANTY AND DISCLAIMER:** Nelson R2000WF Rotators are warranted for one year from the date of original sale to be free of defective material and workmanship when used within the working specifications for which the products were designed and under normal use and service. The manufacturer assumes no responsibility for installation, removal or unauthorized repair of defective parts and the manufacturer will not be liable for any crop or other consequential damages resulting from any defects or breach of warranty. THIS WARRANTY IS EXPRESSLY IN LIEU OF ALL OTHER WARRANTIES, EXPRESS OR IMPLIED, INCLUDING THE WARRANTIES OF MERCHANTABILITY AND FITNESS FOR PARTICULAR PURPOSES AND OF ALL OTHER OBLIGATIONS OR LIABILITIES OF MANUFACTURER. No agent, employee or representative of the manufacturer has authority to waive, alter or add to the provisions of this warranty nor to make any representations or warranty not contained herein. This product may be covered by one or more of the following U.S. Patent Numbers 4796811, RE33823, DES312865, 5058806, 5372307, 5875815 and other U.S. Patents pending or corresponding issued or pending foreign patents.



## NELSON IRRIGATION CORPORATION

848 Airport Road, Walla Walla, WA 99362-2271, U.S.A.  
 Tel: 509.525.7660 — Fax: 509.525.7907 info@nelsonirrigation.com — [www.nelsonirrigation.com](http://www.nelsonirrigation.com)

## NELSON IRRIGATION CORPORATION OF AUSTRALIA PTY LTD

35 Sudbury Street, Darra QLD 4074; P.O. Box 530, Sumner QLD 4074  
 Tel: +61 7 3715 8555 — Fax: +61 7 3715 8666  
 info@nelsonirrigation.com.au [www.nelsonirrigation.com.au](http://www.nelsonirrigation.com.au)